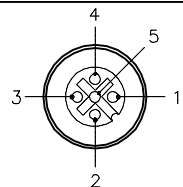
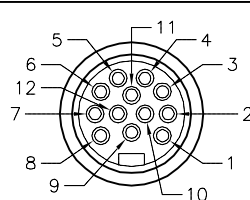


J1-J6 PINOUT

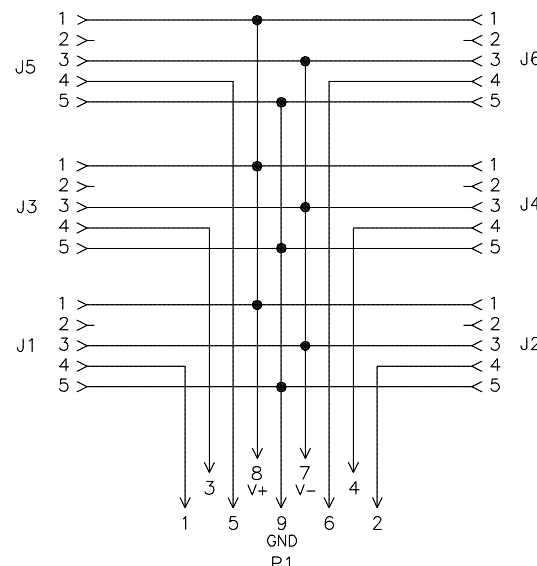
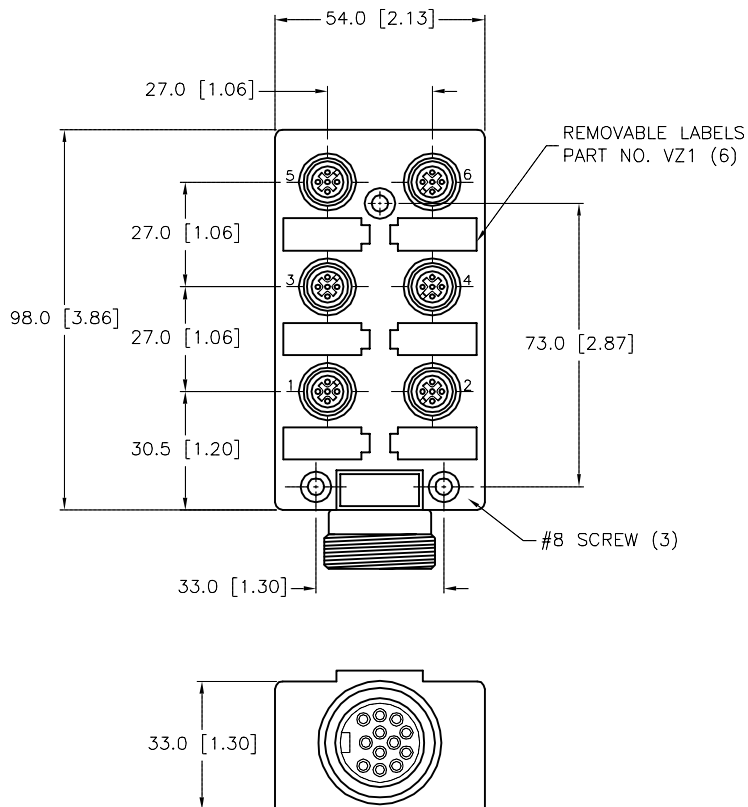


CONNECTOR END VIEW



SPECIFICATIONS

HOUSING	PA 6 GF 30 (NYLON)
CONTACT CARRIERS	PA 12 NYLON, NITRILE RUBBER
CONTACTS	GOLD PLATED, BRASS
SEALING RING	VITON O-RING
ELECTRICAL DATA	
OPERATING VOLTAGE	10-48 VDC
MAXIMUM CURRENT	4 AMPS PER PORT, 9 AMPS TOTAL
INSULATION CLASS	CLASS C to DIN VDE 0110
MECHANICAL DATA	
PROTECTION CLASS to DIN 40050	IP 67 - ONLY WHEN ALL RECEPTACLES ARE COVERED WITH PLUGS OR CONNECTED
OPERATING TEMPERATURE	-40°C to 90°C (-40°F to 194°F)



WIRING DIAGRAM

SOURCE DRAWING - FOR REFERENCE ONLY



CLOSURE CAPS (INCLUDED)

RELATED DOCUMENTS 1. 2. 3. 4.	3RD ANGLE PROJECTION 	THIS DRAWING IS CONFIDENTIAL AND THE PROPERTY OF TURCK INC. USE OF THIS DOCUMENT WITHOUT WRITTEN PERMISSION IS PROHIBITED.		3000 CAMPUS DRIVE MINNEAPOLIS, MN 55441 1-800-544-7769 (763) 553-7300 (763) 553-0708 fax turck.com	
	MATERIAL SEE SPECIFICATIONS	ALL DIMENSIONS DISPLAYED ON THIS DRAWING ARE FOR REFERENCE ONLY	DRFT JBJ DATE 10/13/00	DESCRIPTION VB 60-RRRSF 120	
FINISH SEE SPECIFICATIONS	CONTACT TURCK FOR MORE INFORMATION		APVD DF SCALE 1=2.0	UNIT OF MEASUREMENT MILLIMETER [INCH]	
DO NOT SCALE THIS DRAWING		FILE: U7010-54		REV D	

D	UPDATED CLOSURE CAPS	TV	09/15/15	48811
REV	DESCRIPTION	BY	DATE	ECO NO.